

West Farleigh Sports Club

West Farleigh FCFA Pitch Improvement Programme

Initial Report

Supported by

**GROUNDS & NATURAL TURF
IMPROVEMENT PROGRAMME**

12/06/2019



Section One – Background/Objectives

Background and Visit Objectives

This report has been compiled for West Farleigh FC and Kent FA to see how support can be offered in improving the standard of football pitches and level of maintenance across the area. *Please note this report has been produced on the basis of evidence found during the initial visit and is for guidance purposes only.*

It will give:

- An overall appraisal of the site and maintenance
- To improve the playability of the football pitches
- Advise and recommend the appropriate way forward for the club

Overall Summary/General appearance

West Farleigh Sports Club requested a visit seeking advice on improving their existing football pitches and to discuss further the feasibility of creating additional pitches within the site.

In reference to the existing pitches, the junior areas are heavily devoid of vegetation throughout and the 11v11 is worn but not as sparse.

The 11v11 pitch lost 10% (three of the thirty) fixtures played this season due to inclement weather resulting in poor playing conditions.


Regarding the potential for increased pitches within the site, the club have already spoken with the FA and it is advised to enroll the services of the Institute of Groundsmanship's Turfcare advisory service www.iog.org/learning/turfcare-advisory for more in depth analysis.

Conclusions and Recommendations.

Highlighted below are recommendations for improvement which are expanded upon within the Key Priorities section of this report.

- Weed control
- End of season renovations
- Fertiliser regime
- Decompaction operations
- In season general maintenance





Section Two – Club/Site/Pitch Details



Club/Organisation:	West Farleigh Sports Club				
Address:	Elmscroft Park, Charlton Lane, West Farleigh.			Postcode:	ME15 0NY
Active Places Site ID:	6018465 - https://www.activeplacespower.com/				
Main contact job title / responsibility:	Paul Baines (Chairman)				
Tel:	01622 720810	Mob:			
Email:	chairman@westfarleighsportsclub.com				
Groundsman	As above	Qualified:	No	IOG Member:	No
Mobile:		Email:			
Number of groundstaff:	1	Volunteer /Professional	Volunteer		
Maintenance budget per season (£):	£1000	Renovation Budget	£1000		
In House:	Yes	Contractor:	No	Local Authority:	No
Site Owner:	Rookery Estates	Site Size (Ha):	4		
RPA	Darren Symonds	Site visit	16/04/2019		



<i>NLS Step</i>	<i>Charter Standard</i>	<i>Number of teams</i>	
Step 7 & Below	Yes - Charter Standard	Adult Male	3
		Youth Male	5

<i>Pitch Size</i>	<i>Number</i>	<i>Initial comments</i>
11 v 11	1	In decent condition typical of normal wear and tear
9 v 9	1	Overused and bare - Main problem in high wear areas
5 v 5	1	Overused and bare - Main problem in high wear areas

<i>Additional Facilities e.g. Dual Sport.</i>	<i>Details</i>	<i>Initial comments</i>
n/a		

















Section Three PQS – Performance Quality Standards

This report utilizes the Performance Quality Standard criteria (PQS) as endorsed by the Football Association (FA) and published by the Institute of Groundsmanship (IOG) as benchmark standards for safe, true, consistent and fit for purpose playing facilities.

IOG PQS Table - Football Pitch - End of Season							
West Farleigh			Pitch Location			Grading Results	
Assessment Criteria		Unit	Goal mouths	Centre Circle	Wing	Median	PQS Grade
1	Length of grass	mm	22	22	22	22	Elite
2	Total ground cover	%	80	80	80	80	Intermediate
3	Desirable grasses	%	40	40	40	40	Inadequate
4	Weeds	%	20	20	20	20	Lower Basic
5	Pests & Diseases	%	5	5	5	5	High
6	Thatch	mm	5	5	5	5	High
7	Root depth	mm	125	125	125	125	High
8	Growing Medium	mm	125	125	125	125	Intermediate
9	Pitch surface levels	mm	20	10	10	10	High
10	Compaction					Below Standard	
11	Goal posts					Standard	
12	Line Marking					Standard	
13	Surface debris					Standard	
14	Unofficial Use					Standard	
Performance Quality Standard:				High			
Pitch Advisor:				Darren Symonds			
Date of Assessment:				16.04.19			



FOR ALL

<p>Mowing Height*</p> 	<p>Bare areas % *</p> 	<p>Desirable grasses</p> 
<p>Undesirable grasses</p> 	<p>Weeds</p> 	<p>Pests and disease</p> 
<p>Thatch</p> 	<p>Root depth*</p> 	<p>Growing medium*</p> 
<p>Presentation/ appearance*</p> 	<p>Goalposts*</p> 	<p>Peak soil strength</p> 
<p>Surface levels/Evenness*</p> 	<p>Post- match divoting:</p> 	<p>Click on the link below for more information on PQS assessment</p> <p>GROUNDS & NATURAL TURF IMPROVEMENT PROGRAMME</p>

Section Four – Useful Links

Details	Web Address
The Football Association (FA)	www.thefa.com
The Institute of Groundsmanship (IOG)	www.iog.org
Sport England/IOG Football Groundsmanship	www.groundsmanship.co.uk/
IOG Pitch training	www.iog.org/winter-pitches-training-courses
Football Stadia Improvement	http://www.fsif.co.uk/
Football Foundation	http://www.footballfoundation.org.uk/

Section Five– Current Machinery

Current machinery -summary:	Suitable - No additional machinery required
------------------------------------	---

Machinery Type	Operating Hours/Age/New or Second Hand	Comments reflecting suitable/unsuitable. Comment on reliability, and if relevant frequency of servicing.
Tractor – Ferguson 135		
Fairway mower – TORO 6550		
Fairway mower – JD 3225c		
Towed light roller		
Sisis scarifier – tractor mounted		



Section Six – Recommendations

Maintenance

Outline maintenance guide

Maintenance Item	Timing/Frequency (PS = Playing Season)	Additional Comments
Mowing	Must maintained between 25-40mm	Important to alternate direction of mowing. No more than 30% removed in one operation.
Line Marking	Weekly	Approved line marking products should be used.
Aeration - slitting	PS	Star slitter – not an agricultural slitter.
Decompaction	Renovation, Autumn	See more detailed comments In terms of machine type and operating depth e.g. 250mm.
Turf Nutrition	Spring, Summer and Autumn	Ensure appropriate formulations are used e.g. Spring Summer NPK 9:7:7.
Weed Control	NPS	Must be applied by a certified contractor.
Seeding and Overseeding	End of season and in season	End of season overseeding should ideally be undertaken using a disc/drill seeded. 35g per square metre using Dwarf Perennial Ryegrass.
Worm and Pest Control	As required	Must be applied by a certified contractor.
Top Dressing	End of season	Should budgets permit – ideally 60 tonnes per full size pitch – medium coarse sand.
Scarification	End of Season	Contractor recommended.



FOR ALL

Key Priorities

Weed Treatment

If required, spray the pitches with a suitable selective herbicide in accordance with manufacturer's instructions, a site-specific risk assessment and in accordance with COSHH best practice.

This should be done when the grass is growing strongly. Spraying should be carried out only by a qualified person with suitable equipment and in correct conditions. A shrouded sprayer should be used to minimise spray drift. This may need to be repeated later in spring if new weeds germinate and establish.



End of season renovation

If budget allows, conduct a full end of season renovation of the pitches to include

- Scarification to the appropriate depth if necessary, to remove any thatch layer
- Overseeding (with drill seeder) with the desired ryegrass sports seed mix
- Top dressing with a minimum of 40 tonnes per adult pitch using a suitable sports sand dressing. An 80/20, 70/30 or even a 50/50 sports sand/rootzone mix can be used within the goalmouths for added binding strength
- Slitting/large bladed approximately 3-4" depth
- A pre-germination fertilizer may also be considered

n.b. Due to the lack of irrigation, conditions must be considered before undertaking renovation.

Spot repair may be the only option due to budget constraints and can be implemented by simply undertaking all these points in localized areas of the pitches.



Fertiliser application

Apply a good quality slow/controlled release autumn/winter fertiliser at 35g per square metre.

This should then be repeated in the spring/summer with the appropriate feed.

Soil analysis prior to application is recommended.



Decompaction

Decompact soil using vertical tine method with heave – this must be checked by the contractor. This operation should be done in the autumn ahead of the wet winter weather and then repeated in the spring.


This operation is very timing dependent, the ground conditions must be correct, carrying it out while the pitch is too wet can cause smearing, and so great care must be taken. A decompaction operation is essential for aeration to allow air, water and nutrients to pass into and through the profile increase drainage and improve the breakdown of organic matter (thatch). This will increase the infiltration of water through the soil profile and help the problem of waterlogging.



In season weekly maintenance

Throughout the year when conditions permit supplement decompaction and mowing operations with regular surface slitting and grooming to reduce surface compaction, improve ingress of water, air and nutrients and maintain connection between surface and deeper rootzone with attendant fractures and fissures.

Aim to complete slitting with either a spiked drum type or disc slitter on a monthly to six-week cycle with surface grooming weekly during the playing season. The latter most effective if conducted by a combination turf grooming tool fitted with attachments for surface slitting, rake, brush and polishing roller.



FOR ALL

Machinery Needs

Machinery Requirement	Size/Specification	Additional Comments
n/a		

Training

Successful sports surface management requires a committed, motivated and trained workforce to conduct operations in a timely, efficient and safe manner.

The Institute of Groundsmanship provide a full range of training and education packages, endorsed by the Football Association to suit all experience levels from volunteer to professional.

<http://ioglearning.co.uk/>

Training Need	Provider
IOG Level 1	https://www.iog.org/learning/training-courses-seminars





GaNTIP Contact	RPA:	Darren Symonds
	Email:	dsymonds@iog.org
	Tel:	07915 999 143
County Football Association Contact	CDM	Lee Suter
	Email:	Lee.suter@kentfa.com
	Tel:	07810 808 655
Football Foundation Contact	TPM:	Craig Low
	Email:	craig.low@footballfoundation.org.uk
	Tel:	0345 345 4555 ext 4216

Please note that The FA has secured two Official Suppliers to support the roll-out and implementation of the Pitch Improvement Programme. Both Official Suppliers have agreed discounted schedule of rates that are available to all FA affiliated football clubs. Details of the full product ranges and associated contact details are appended to this report.

For all funding enquiries or to discuss this report further please contact the County Football Association (CFA).

